

BALDWIN®

Make a Statement.



EUROPEAN
MORTISE TRIM





BALDWIN LUXURY AROUND THE WORLD

● US & CANADA

SHERATON SAN DIEGO HOTEL & MARINA, CALIFORNIA, USA
 JOHN LAING HOMES, COLORADO, USA
 RITZ CARLTON VAIL, COLORADO, USA
 WARWICK HOTEL, NEW YORK, USA
 LENNOX CONDOMINIUMS, CALIFORNIA, USA
 JACKIE KENNEDY ONASSIS MARTHA'S VINEYARD HOME, MASSACHUSETTS, USA
 RITZ CARLETON, MONTREAL, CANADA
 MISSION CREEK RESIDENTIAL, KELOWNA, CANADA
 KILGOR ESTATES, TORONTO, CANADA

● LATIN AMERICA

PARQUE 84, BOGOTA, COLUMBIA
 LAS VILLAS DE MEXICO, CABO SAN LUCAS, MEXICO
 NOVO CANCUN, CANCUN, MEXICO
 CITADEL TOWER, GUADALAJARA, MEXICO
 CAPELLA RESORT & SPA, IXTAPA, MEXICO
 BOSQUES GOLF CLUB, MEXICO CITY, MEXICO
 JW MARRIOTT, SAN JUAN, PUERTO RICO
 CAP CANA, PUNTA CANA, DOMINICAN REPUBLIC
 FOUR SEASONS, JUANACASTE, COSTA RICA
 BALTICA LUXURY APARTMENTS, GUATEMALA CITY, GUATEMALA
 BOTANIK SPA, PÉTION-VILLE, HAITI
 GRAND HILTON, GRAND CAYMAN, B.W.I.

● ASIA PACIFIC AND COASTLINE

THE FOUR SEASONS HOTEL, JAKARTA, INDONESIA
 SELANDRA APARTMENTS, JAKARTA, INDONESIA
 KEMPENSKI RESIDENCE, JAKARTA, INDONESIA
 PAKUBUWONO RESIDENCE, JAKARTA, INDONESIA
 PACIFIC PLACE RESIDENCE, JAKARTA, INDONESIA
 THE ASTORIA, SINGAPORE
 KELAB GOLF SULTAN ROYAL RESIDENCE, SHAH ALAM, MALAYSIA
 KUANTAN BUNGALOWS, KUALA LUMPUR, MALAYSIA
 ROYAL RESIDENCE PALACE, JERUDONG, BRUNEI
 CULLINAN (UNION SQUARE), HONG KONG
 Q HOUSE VILLAS, THAILAND
 CELESTIAL HEIGHTS, HONG KONG
 SHIMAO RIVIERA GARDEN, SHANGHAI, CHINA
 THE FOUR SEASONS HOTEL, SHANGHAI, CHINA

● EUROPE, MIDDLE EAST AND AFRICA

RALPH LAUREN POLO STORE, AMSTERDAM
 FITZPATRICK'S PLACE, DUBLIN, IRELAND
 NILE HOTEL, CAIRO, EGYPT
 MEENA PALACE, DUBAI, UAE
 QASAR AL SARAB, ABU DHABI, UAE
 PRIVATE RESIDENCE, TANZANIA
 ABDOUN PALACES, AMMAN, JORDAN
 PEARL MANSION, QATAR



L013.050

TABLE OF CONTENTS

EUROPEAN MORTISE TRIM	4
ALTERNATIVE LEVERS	6
ALTERNATIVE KNOBS	8
HOW TO ORDER	9



EUROPEAN MORTISE TRIM

72mm & 85mm center-to-center . Available in all Estate finishes . Solid brass

Trim ships with levers shown below unless ordered without lever . Mix and match with any Estate lever or knob

Entrance (Active) . Passage . Patio . Dummy (Full Inactive) . Half-Inactive



Archetypes trim available in 72 mm & 85 mm, please call for a quote.

VILLA



KENSINGTON
MP003.112
Lever: 5108

BISMARK
MP002.102
Lever: 5152

SPRINGFIELD
MP001.003
Lever: 5455

CONCORD
MP004.056
Lever: 5445

LAKESHORE
MP013.260
Lever: 5162

CODY
MP015.452
Lever: 5462

BOULDER
MP016.412
Lever: 5462

RICHLAND
MP011.412
Lever: 5190

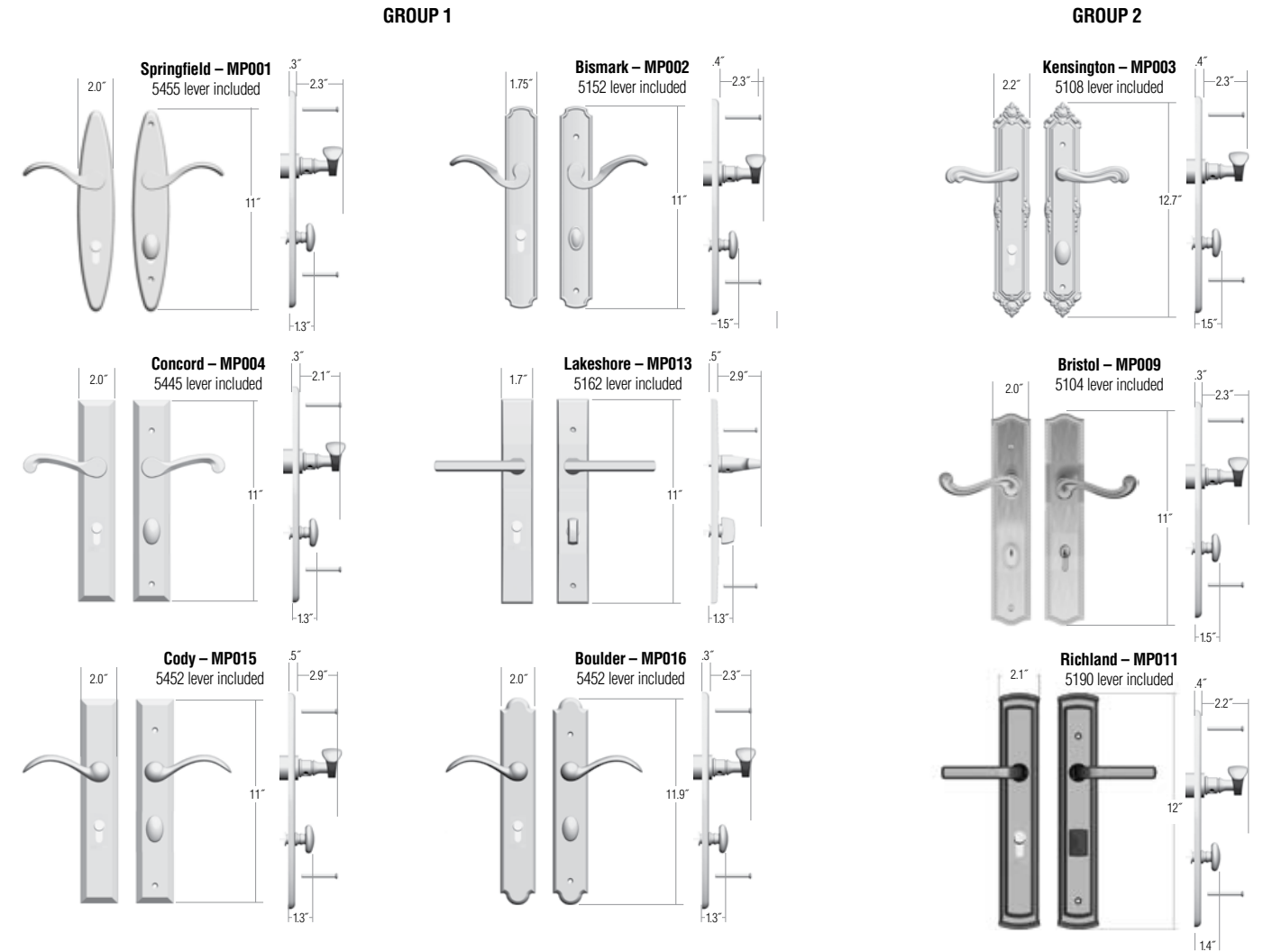
BRISTOL
MP009.056
Lever: 5104

ALTERNATIVE LEVERS — FOR EUROPEAN MORTISE TRIM







STEP 1: SELECT TRIM



STEP 2: SELECT FINISH



SECTIONAL LEVERS & KNOBS FOR EUROPEAN MORTISE — utilize the **BALDWIN EUROPEAN CONVERSION SPINDLE**

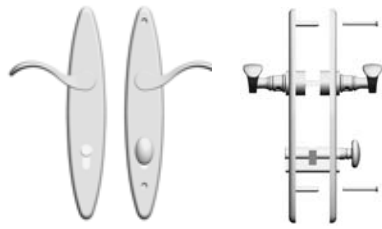


NOTE: Sectional Roses for interiors only, Passage & Dummy (Sectional Entrance Cylinder Collars available Spring 2010)

STEP 3: SELECT FUNCTION

Set includes Mortise Trim, Levers or Knobs and Cylinders (where applicable)

ACT7 – Entrance Mortise Cylinder



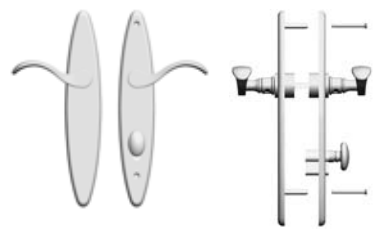
FDP7 – Passage



FD7 – Full Inactive



PAT7 – Patio



FUNCTION KEY

ACT	Entry, keyed w/ turnknob (supplied w/ cylinder for 44.45 mm door thickness)
FDP	Passage, active, no cylinder or turnknob
FD	Inactive, non-keyed
PAT	Patio, non-keyed

**Bismark, Boulder, Cody, Concord,
Lakeshore, Springfield**

Kensington, Bristol, Richland

FUNCTION	Bismark, Boulder, Cody, Concord, Lakeshore, Springfield		Kensington, Bristol, Richland		WITHOUT LEVERS		WITHOUT LEVERS	
	TIER1	TIER2	TIER1	TIER2	TIER1	TIER2	TIER1	TIER2
Entrance Mortise Cylinder European Mortise ACT7 Entry - Keyed W/ Turnknob	\$495	564	366	417	547	564	418	476
Passage European Mortise FDP7 Passage - Active No Cylinder Or Turnknob	413	469	284	323	444	505	314	358
Full Inactive European Mortise FD7 Inactive - Non-keyed	413	469	284	323	444	505	314	358
Patio European Mortise PAT7 Patio - Non-keyed	413	469	284	323	444	505	314	358
ESCUTCHEONS ONLY								
KN17 KN, Cut for Knob Inside			\$170	194			196	223
KN1R7 KN, Cut for Knob Inside - Rigid Lever			170	194			196	223
KN07 KN, Cut for Knob Outside			170	194			196	223
KN0R7 KN, Cut for Knob Outside - Rigid Lever			170	194			196	223
KC7 KC, Cut for Cylinder Outside - Pro C1			192	218			221	251
KC7T KC, Cut for Cylinder Inside - Pro C1			192	218			221	251

STEP 4: SELECT CONFIGURATION

72mm center to center = #7

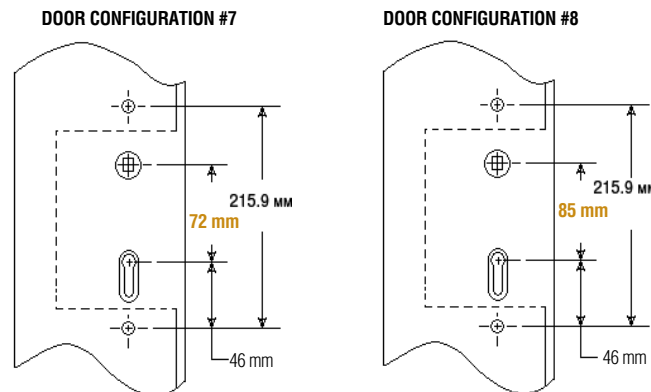
85mm center to center = #8

When ordering, the door's configuration can be selected by changing the configuration number, listed after the Active Entry Function.

EXAMPLES:

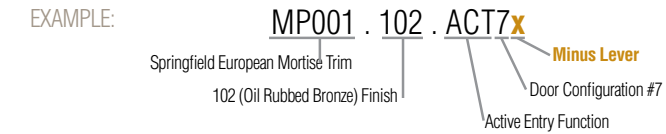
MP001 . 102 . ACT7
Active Entry Function Door Configuration #7.
To order Door Configuration #8, it would be "ACT8"

MP013 . 452 . PAT8
Active Entry Function Door Configuration #8.
To order Door Configuration #7, it would be "PAT7"



ALTERNATIVE LEVERS OR KNOBS

European Mortise Trim ships with stock lever as shown unless Trim is ordered WITHOUT LEVERS. For alternative levers or knobs, Add "x" to suffix to order Trim WITHOUT LEVERS and order levers SEPARATELY.



SPLIT FINISHES

For split finish, order components separately. Trim, lever and kit will be priced separately.

THICK DOOR KITS

Baldwin European Mortise trims assume 1.75" door thickness. For thicker doors, please order a Thick Door kit according to the chart below.

Specify cylinder finish where noted.

Available cylinder finishes include ONLY 264 (Satin Chrome), 040 (Satin Brass) and 112 (Venetian Bronze).

	1 3/4"	2"	2 1/4"	2 3/8"	2 1/2"	2 3/4"	List Price
ACT1							
All others	MP000.xxx.ACTD	MP000.xxx.ACTD	MP000.xxx.ACTE	MP000.xxx.ACTF	MP000.xxx.ACTG	MP000.xxx.ACTG	\$106
Bismark, Kensington, Lakeshore	MP000.xxx.ACTD	MP000.xxx.ACTE	MP000.xxx.ACTE	MP000.xxx.ACTF	MP000.xxx.ACTG	MP000.xxx.ACTI	\$106
PAT1							
All others	MP000.xxx.PATJ	MP000.xxx.PATJ	MP000.xxx.PATK	MP000.xxx.PATL	MP000.xxx.PATM	MP000.xxx.PATM	\$106
Bismark, Kensington, Lakeshore	MP000.xxx.PATJ	MP000.xxx.PATK	MP000.xxx.PATK	MP000.xxx.PATL	MP000.xxx.PATM	MP000.xxx.PATO	\$106
FD Sets	1 3/4" to 2 1/4"			2 3/8" to 2 3/4"			
	MP000.000.FDPTP			MP000.000.FDPTQ			\$21
FDP Sets	1 3/4" to 2 1/4"			2 3/8" to 2 3/4"			
	MP000.000.FDPTP			MP000.000.FDPTQ			\$21

Included w/ standard sets

ACT kits include:
8mm to 7.3mm Conversion Spindle, Keyed Cylinder, and Cylinder Installation Hardware

PAT kits include:
8mm to 7.3mm Conversion Spindle, Patio Cylinder, and Cylinder Installation Hardware

FDPTP kits include:
8mm to 7.3mm Conversion Spindle

RECOMMENDED FINISHES CHART

RECOMMENDED FINISHES	ORIGINAL FINISHES
040	003, 030, 031, 033, 034, 060, 040, 050, 038
112	412, 102, 190, 402, 112
264	055, 056, 150, 151, 260, 264, 452



CHATEAU

CRAFTSMAN

VILLA

ARCHETYPES

Archetypes trim available in 72 mm & 85 mm — in two widths: 1 3/8" and 2"
PLEASE CALL FOR A QUOTE.



ENVIRONMENTAL STEWARDSHIP — AND — SOCIAL RESPONSIBILITY

AT BALDWIN HARDWARE CORPORATION, we have made environmental responsibility a key consideration throughout our organization. We are committed to reducing the impact of our business on the environment by placing a priority on environmental, health, and safety standards in operations, and considering environmental factors in product and process design, and manufacturing methods.

Our manufacturing facility in Reading, PA produces product using raw material containing primarily recovered metals*. Product from our other manufacturing sources contains a similarly high level of recycled content. Baldwin recycles 100% of all brass scrap generated here in Reading, and also recycles 100% of all hazardous materials generated. Our electroplating lines utilize state of the art equipment to minimize raw material usage, and minimize waste generation. Water conservation practices result in a nearly 40% reduction in water usage with the attendant reduction in the treatment of rinse waters and generation of treatment by-products.

Baldwin luxury home hardware products can support the following aspects of green building:

LEED MR Credit 4.1: Recycled Content: 10% (post-consumer + 1/2 pre-consumer)

LEED MR Credit 4.1: Recycled Content: 20% (post-consumer + 1/2 pre-consumer)

NAHB Model Green Home Building Guidelines 2.4: Use Recycled Content Materials

Baldwin is a contributor to the U.S. Environmental Protection Agency's (EPA) National Partnership for Environmental Priorities, and was recognized by the Pennsylvania State Senate as "...a model which other businesses would do well to emulate. Berks County can certainly point with pride to this corporation that has dedicated itself to a pollution prevention/waste minimization program in order to improve our environment for future generations."

We are committed to responsible stewardship of the resources used in the production of our products, and constantly strive to reduce the environmental impact of our products, our facilities and our processes. For over sixty years, Baldwin has been the luxury hardware choice for quality living —our continually improving environmental responsibility helps ensure the same quality of life for future generations.

*Recovered material content varies by product line but generally exceeds 95%.

BALDWIN®