



### 5-Year Limited Warranty

The Coleman Company, Inc. ("Coleman") warrants that for a period of five years from the date of original retail purchase, this product will be free from defects in material and workmanship. Coleman, at its option, will repair or replace this product or any component of the product found to be defective during the warranty period. Replacement will be made with a new or remanufactured product or component. If the product is no longer available, replacement may be made with a similar product of equal or greater value. No warranty is provided for batteries and lightbulbs. This is your exclusive warranty.

This warranty is valid for the original retail purchaser from the date of initial retail purchase and is not transferable. Keep the original sales receipt. Proof of purchase is required to obtain warranty performance. Coleman dealers, service centers, or retail stores selling Coleman® products do not have the right to alter, modify or in any way change the terms and conditions of this warranty.

### What This Warranty Does Not Cover

This warranty does not cover normal wear of parts, parts that are not genuine Coleman® parts, or damage resulting from any of the following: negligent use or misuse of the product; use on improper voltage or current; commercial use of the product; use contrary to the operating instructions; disassembly, repair or alteration by anyone other than Coleman or an authorized service center. Further, the warranty does not cover Acts of God, such as fire, flood, hurricanes and tornadoes. Warranty void if damage to product results from the use of a part other than a genuine Coleman® part.

**COLEMAN SHALL NOT BE LIABLE FOR DEFECTS THAT ARE CAUSED BY THE USE OF UNAUTHORIZED PARTS OR SERVICE. COLEMAN SHALL NOT BE LIABLE FOR ANY INCIDENTAL OR CONSEQUENTIAL DAMAGES CAUSED BY THE BREACH OF ANY EXPRESS OR IMPLIED WARRANTY OR CONDITIONS. EXCEPT TO THE EXTENT PROHIBITED BY APPLICABLE LAW, ANY IMPLIED WARRANTY OF MERCHANTABILITY OR FITNESS FOR A PARTICULAR PURPOSE IS LIMITED IN DURATION TO THE DURATION OF THE ABOVE WARRANTY OR CONDITIONS. SOME STATES, PROVINCES, OR JURISDICTIONS DO NOT ALLOW THE EXCLUSION OR LIMITATION OF INCIDENTAL OR CONSEQUENTIAL DAMAGES OR LIMITATIONS ON HOW LONG AN IMPLIED WARRANTY LASTS, SO THE ABOVE LIMITATIONS OR EXCLUSION MAY NOT APPLY TO YOU. THIS WARRANTY GIVES YOU SPECIFIC LEGAL RIGHTS, AND YOU MAY ALSO HAVE OTHER RIGHTS THAT VARY FROM STATE TO STATE OR PROVINCE TO PROVINCE.**

### How to Obtain Warranty Service

Take the product to an authorized Coleman service center. You can find the nearest authorized Coleman service center by visiting [www.coleman.com](http://www.coleman.com) or calling 1-800-835-3278 or TDD 316-832-8707 in the United States or 1 800 387-6161 in Canada. If a service center is not conveniently located, attach to the product a tag that includes your name, address, daytime telephone number and description of the problem. Include a copy of the original sales receipt. Carefully package the product and send either by **courier** or **insured mail** with shipping and insurance prepaid to:

#### For products purchased in the United States:

The Coleman Company, Inc.  
3600 North Hydraulic  
Wichita, KS 67219

#### For products purchased in Canada:

Sunbeam Corporation (Canada) Limited  
DBA Jarden Consumer Solutions  
20B Hereford Street  
Brampton (Ontario) L6Y 0M1

The costs of transporting the product to Coleman or an authorized service center for warranty service is the responsibility of the purchaser.

**DO NOT RETURN THIS PRODUCT TO THE PLACE OF PURCHASE.  
DO NOT SHIP WITH THE BATTERIES INSTALLED.**

If you have any questions regarding this warranty please call  
1-800-835-3278 or TDD 316-832-8707.



©2007 The Coleman Company, Inc. All rights reserved.  
Coleman®, and **Coleman®** are registered trademarks and the shape of the lantern is a trademark of The Coleman Company, Inc.



How to Use and Enjoy Your Coleman®

## 6D PERSONAL

### TWIN TUBE FLUORESCENT BATTERY LANTERN



**Model  
5344**

## TO INSTALL OR REPLACE BATTERIES

Your new lantern operates on 6 "D" cell batteries. For longest life, use alkaline batteries.

1. With lantern off, turn upside down and unscrew base by rotating counterclockwise then lift off base. (Fig. 1)
2. Press in tab and open battery cover. (Fig. 2)
3. Install 6 batteries in the correct orientation as shown on the battery housing. Always be careful that all 6 batteries are installed correctly. (Fig. 3)
4. Close battery cover then replace base and turn clockwise until hand tight. Check that base is securely installed in closed position.

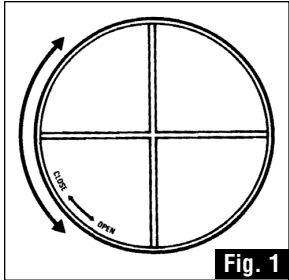


Fig. 1

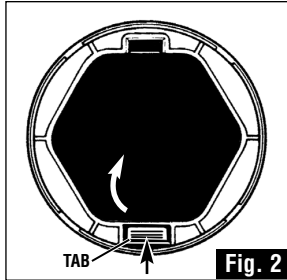


Fig. 2

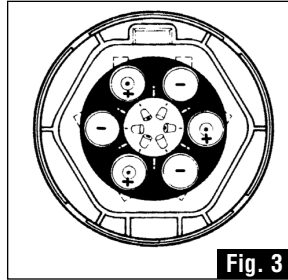


Fig. 3

## TO CHANGE FLUORESCENT BULB

**NOTE:** This lantern uses two standard 6 inch (15.2 cm), 4-watt fluorescent tubes.

(See Parts List for replacement #).

1. With lantern in normal upright position, remove top cover by rotating counterclockwise until the index mark ▼ is at OPEN position. (Fig. 4)
2. Lift off cover and remove old tube(s).
3. Install new 6 inch, 4 watt fluorescent tube(s). (Fig. 5)
4. Replace top cover and turn clockwise until the index mark ▼ is at CLOSE position. (Fig. 4)

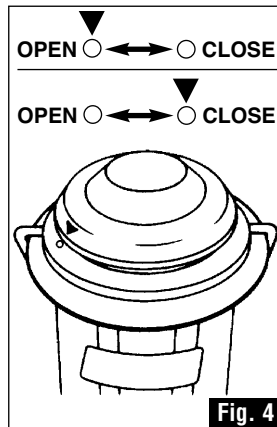


Fig. 4

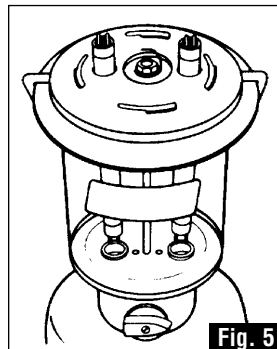


Fig. 5



Fluorescent tube(s) contains mercury (Hg) and must be recycled or disposed of according to local, state or federal laws. Call (800) 835-3278 or visit [www.coleman.com/recycle](http://www.coleman.com/recycle) for recycling instructions or safe disposal locations.

## TO OPERATE

Your Coleman® Personal Twin Tube Lantern has a three position switch:

- The center position is OFF.
- Turn the knob counterclockwise to **I** and only the left tube will light. (Fig. 6)
- Turn the knob clockwise to **II** and both tubes will light for maximum light output. (Fig. 7)

**NOTE:** The time that the lantern will operate depends on how it is used. On new alkaline batteries, the run times are as follows:

- 14 hours with both tubes (**II**) turned on constantly
- 25 hours with one tube (**I**) turned on constantly

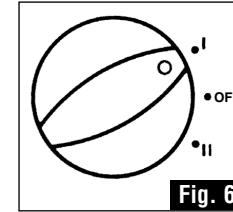


Fig. 6

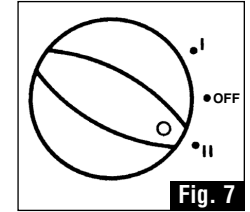


Fig. 7

## THINGS YOU SHOULD KNOW

1. Operating time for this lantern depends on whether it is run continuously or intermittently. Intermittent operation extends the run time of a set of batteries.
2. In cold temperatures, the fluorescent tube is more difficult to light and may be dim until it warms up. Below 20°F (-7°C), the bulb may not light.
3. When the fluorescent tubes are not lit to full brilliance, batteries should be replaced. If this is not done and lantern is used, the tubes will become blackened.
4. **IMPORTANT:** Do not leave discharged batteries in the lantern for an extended period of time as this could permanently damage the lantern.
5. To clean the outside of the lantern and globe, use only a damp cloth and mild dishwashing liquid. Avoid excessive water and strong cleaner which can damage the lantern.

## Parts List

1. 5010000350 4-watt Fluorescent Tube

