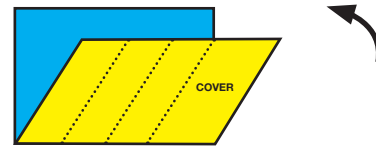


DO NOT PRINT THIS PAGE

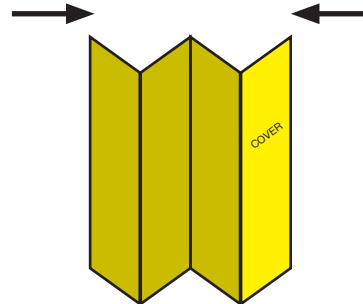
Printing Notes:

Material: 80 GSM Bond Paper or 50# Bond Paper White
Ink: Black
Resolution: 150 DPI or above
Printing method: Offset Printing
Folded size: 4 x 8.5 in (W x H)

FOLDING ILLUSTRATION - 1



FOLDING ILLUSTRATION - 2



*This drawing contains proprietary information and trade secrets of The Coleman Company, Inc.
Unauthorized use or copying is prohibited.*

METRIC (INCH)							
CRITICAL DIMENSION							
CHECKING IS COMPULSORY							
		02	30-SEP-15	Deleted the LOGO silkscreen on product body.	Abby K	20052239	
VOLUME	cm ³	01	23-JUL-14	NEW	Christine Z.	20040838	
MASS	grams	REV.	DATE	MODIFICATIONS	NAME	ECN NO.	
DENSITY	g/cm ³	MATERIAL: SEE NOTES		The Coleman Company, Inc. Wichita, Kansas USA 67219			
GENERAL TOLERANCES EXCEPT AS NOTED		FINISH SPEC: SEE NOTES		COMPOSITE- NO	SHEET 1 OF 1		
0 TO 6mm	= ±0.1	SCALE:	DATE:	DRAWN BY:	APPROVED BY:	REVISION:	
>6 TO 30mm	= ±0.2	1:1	23-JUL-14	Christine Z.	Daniel Y.	02	
>30 TO 80mm	= ±0.3	NAME:		INSTRUCTION SHEET		PART NO.: 4010038012	
>80 TO 180mm	= ±0.4						
>180mm	= ±0.5						
ANGULAR	= ± 3°						

FOR YOUR SAFETY

- If you smell gas:**
1. Do not attempt to light appliance.
 2. Extinguish any open flame.
 3. Disconnect from fuel supply.

FOR YOUR SAFETY

Do not store or use gasoline or other liquids with flammable vapors in the vicinity of this or any other appliance.

DANGER



CARBON MONOXIDE HAZARD

- This appliance can produce carbon monoxide which has no odor.
- Using it in an enclosed space can kill you.
- Never use this appliance in an enclosed space such as a camper, tent, car or home.

This manual contains important information about the assembly, operation and maintenance of this outdoor LPG (liquefied petroleum gas) appliance. General safety information is presented on this page and is also located throughout these instructions. Particular attention should be paid to information accompanied by the safety alert symbol "▲ DANGER", "▲ WARNING", "▲ CAUTION".

Keep this manual for future reference and to educate new users of this product. This manual should be read in conjunction with the labeling on the product.

Safety precautions are essential when any mechanical or LPG fueled equipment is involved. These precautions are necessary when using, storing, and servicing. Using this equipment with the respect and caution demanded will reduce the possibilities of personal injury or property damage.

The following symbols shown below are used extensively throughout these instructions. Always heed these precautions, as they are essential when using any mechanical or LPG fueled equipment.

DANGER

DANGER indicates an imminently hazardous situation which, if not avoided, will result in death or serious injury.

WARNING

WARNING indicates a potentially hazardous situation which, if not avoided, could result in death or serious injury.

CAUTION

CAUTION indicates a potentially hazardous situation which, if not avoided, may result in minor or moderate personal injury, or property damage.

DANGER

Failure to comply with the precautions and instructions provided with these stoves can result in death, serious bodily injury and property loss or damage from hazards of fire, explosion, burn, asphyxiation, and/or carbon monoxide poisoning.

Only persons who can understand and follow the instructions should use or service these stoves.

If you need assistance or information such as an instruction manual or labels, contact The Coleman Company, Inc.

CALIFORNIA PROPOSITION 65:

WARNING: This fuel, and by products of combustion of this fuel, contain chemicals known to the state of California to cause cancer, birth defects, or other reproductive harm.

WARNING

- This product is fueled by LPG. LPG is invisible, odorless, and flammable. An odorant is normally added to help detect leaks and can be described as a "rotten egg" smell. The odorant can fade over time so leaking gas is not always detectable by smell alone.
- LPG is heavier than air and leaking LPG will sink to the lowest level possible. It can ignite by ignition sources including matches, lighters, sparks or open flames of any kind many feet away from the original leak. Use only LPG set up for vapor withdrawal.
- LPG should be stored or used in compliance with local ordinances and codes or with ANSI/NFPA 58. Turn off LPG when not in use.

DANGER



- **EXPLOSION - FIRE HAZARD**
- Never store LPG (liquefied petroleum gas) near high heat, open flames, pilot lights, direct sunlight, other ignition sources or where temperatures exceed 120 degrees F (49°C).
- LPG is heavier than air and can accumulate in low places. If you smell gas, leave the area immediately.
- Never install or remove LPG cylinder while outdoor stove is lighted, near flame, pilot lights, other ignition sources or while outdoor stove is hot to touch.
- During lighting and operation, this product can be a source of ignition. Never use the stove in spaces that contain or may contain volatile or airborne combustibles, or products such as gasoline, solvents, paint thinner, dust particles or unknown chemicals. Minimum clearances from combustible materials: 24 inches from the sides and 48 inches from the top.
- Provide adequate clearances around air openings into the combustion chamber.

WARNING

Not for home or recreational vehicle use.

We cannot foresee every use which may be made of our products.
Check with your local fire safety authority if you have questions about use.
Other standards govern the use of fuel gases and heat producing products for specific uses. Your local authorities can advise you about these.

- Never refill disposable cylinders.
- Use only Coleman® accessories or parts. During stove set-up, check all fittings for leaks using soapy water. Never use a flame.

WARNING



- **BURN HAZARD**
- Never leave stove unattended when hot or in use.
- Keep out of reach of children.

DANGER




- **CARBON MONOXIDE HAZARD**
- This stove is a combustion appliance. All combustion appliances produce carbon monoxide (CO) during the combustion process. This product is designed to produce extremely minute, non-hazardous amounts of CO if used and maintained in accordance with all warnings and instructions. Do not block air flow into or out of the stove.
- Carbon Monoxide (CO) poisoning produces flu-like symptoms, watery eyes, headaches, dizziness, fatigue and possibly death. You can't see it and you can't smell it. It's an invisible killer. If these symptoms are present during operation of this product **get fresh air immediately!**
- **For outdoor use only.**
- **Never use inside house, camper, tent, vehicle or other unventilated or enclosed areas. This stove consumes air (oxygen). Do not use in unventilated or enclosed areas to avoid endangering your life.**

CAUTION

SERVICE SAFETY

- Use only LPG set up for vapor withdrawal.
- Keep all connections and fittings clean. Always inspect gas cartridge, stove connections and "O" ring seal for damage, dirt and debris before attaching cartridge (Fig. 1). Replace if damaged or worn. Never use stove with damaged or worn seals.
- During set up, CHECK FOR LEAKS in one or more ways: Apply soapy water to connections. Bubbles indicate a leak. Listen for hiss of escaping gas. Feel for extreme cold. Smell for rotten egg odor. Never use a flame. Check that the connection is not cross-threaded and that it is tight. Perform another leak check. If there is still a leak, remove the cylinder and contact Coleman for service or repairs.
- Use as a cooking appliance only. Never alter in any way or use with any device or part not expressly approved by Coleman.
- Never use as a space heater.
- Clean stove frequently to avoid grease accumulation and possible grease fires.



Technical Characteristics

Input: 10,000 BTU/H
Category: Unregulated LPG
Fuel: 7 3/4 oz. disposable butane/propane mix cylinders

To Set Up

DANGER



- **CARBON MONOXIDE HAZARD**
- For outdoor use only.
- Never use inside house, camper, tent, vehicle or other unventilated or enclosed areas. This stove consumes air (oxygen). Do not use in unventilated or enclosed areas to avoid endangering your life.

- **NOTE:** Use Coleman® 7 3/4 oz. disposable butane/propane mix cylinder only. Do not connect to bulk LPG systems. The LP-gas cylinder(s) used with stoves must be constructed and marked in accordance with the specifications for LP-gas cylinders of the U.S. Department of Transportation or Transport Canada, CAN/CSA B339.

CAUTION

SERVICE SAFETY

- Keep all connections and fittings clean. Inspect LPG cylinder and stove LPG connections for damage before attaching.
- During set up, check all connections and fittings for leaks using soapy water. Bubbles indicate a leak. Never use a flame.

- Take stove outdoors away from ignition sources.
- Turn fuel valve off. (Fig. 2)



- Screw LPG cylinder into stove. Take care not to cross thread. **HAND TIGHTEN** only. (Fig. 3)



- Set pan supports to desired position. (Fig. 4, 5, and 6)



Leak Check

WARNING

- Perform leak test outdoors.
- Extinguish all open flames.
- NEVER leak test when smoking.
- Do not use the outdoor stove until connection has been leak tested and does not leak.

- **CHECK FOR LEAKS** in one or more ways: Apply soapy water to connections. **Look** for bubbles. **Listen** for hiss of escaping gas. **Feel** for extreme cold. **Smell** for rotten egg odor. Never use a flame. **Do not use if leaking.**

To Light

DANGER



- **EXPLOSION - FIRE HAZARD**
- LPG is heavier than air and can accumulate in low places. If you smell gas, leave the area immediately.
- Always attach or detach LPG source outdoors; never while stove is lighted, near flame, pilot lights, other ignition sources or while stove is hot to touch.
- This stove is very hot during use and can ignite flammables too close to the burners. Keep flammables at least 24 inches from the sides and 48 inches from the top of the stove. Keep gasoline and other flammable liquids and vapors well away from stove.
- The stove must not be exposed to flammable vapors or liquids during lighting.

WARNING



- **BURN HAZARD**
- Never leave stove unattended when hot or in use.
- Keep out of reach of children.

- **Match Light:**
- Set on sturdy, flat surface. For outdoor use only.
- Hold lighted match at burner and open FUEL VALVE. (Fig. 7)



- Adjust flame to desired heat with FUEL VALVE. (Fig. 8)
- Flame should be blue with hint of yellow on tips.



To Turn Off

- Turn FUEL VALVE "off". (Fig. 9)

