


The logo for National Hardware, featuring the brand name in a bold, sans-serif font with a stylized wave graphic above the word "National".

**National
Hardware™**

BARN DOOR HARDWARE
inspiration made easy





BARN DOOR EXPERTS


Since 1901, National Hardware continues to perfect our craftsmanship for barn door hardware with this new line of trend-setting, high-end finishes, innovative track systems for easier installation and better merchandising solutions.

inspiration made easy

NEW PRODUCT *finishes*

On-trend premium finishes to appeal to growing market in home décor.

- NEW Matte black is the preferred finish in the barn door category.
- NEW Brushed gold is the latest trend in home fixtures and lighting.
- Satin Nickel continues to be available to compliment a wide variety of design choices.



MATTE BLACK



BRUSHED GOLD



SATIN NICKEL





designer kit

N700-006

Brushed Gold

BARN DOOR *kits*


Choose Your Kit. Upgrade Your Style.

builder
STARTER KIT




Track Style: 2 Piece Track
Finish: Matte Black
Mounting Hardware: Included
Door Weight Capacity: 150 lbs.
Wheel Material: POM Wheel
Guides Included: Single & Double
Soft Close: Offered Separately

classic
PRO KIT



Track Style: 2 Piece Track
Finish: Matte Black & Satin Nickel
Mounting Hardware: Included
Door Weight Capacity: 220 lbs.
Wheel Material: POM Wheel
Guides Included: Single & Double
Soft Close: Offered Separately

designer
PREMIUM KIT



Track Style: 1 Piece Track
Finish: Matte Black & Brushed Gold
Mounting Hardware: Included
Door Weight Capacity: 200 lbs. with Soft Close, 400 lbs. without Soft Close
Wheel Material: All Metal Wheel
Guides Included: Single, Double, & Wall
Soft Close: Included

TWO-PIECE TRACK BENEFITS

Installation on Barn Doors has been a daunting task for some consumers. To understand what the barrier was for homeowners, for the last five years National Hardware's engineering teams have been working with consumers to understand their concerns and address them.

We are proud to announce new, faster and easier to install for the do it myself homeowner.

Benefits:

- Lighter, easier transportation from store to home
 - 2 piece, 1 person rail installation
 - Same, smooth track-action

Available in Builder and Classic Kits.

SKU #	Product	Size	Finish	Features
N700-001	Builder Kit	72"	Matte Black	150 lbs max door weight.
N700-002	Classic Kit	72"	Satin Nickel	220 lbs max door weight.
N700-003	Classic Kit	72"	Matte Black	220 lbs max door weight.
N700-004	Classic Kit	96"	Matte Black	220 lbs max door weight.



builder kit

N700-001
Matte Black



classic kit

N700-003
Matte Black



designer kit

N700-005

Matte Black

EXPERIENCE SOFT-CLOSE

Barn doors are not immune to the #1 door complaint, the slamming door. Now, National Hardware offers two options to ensure your barn door glides to a quiet stop. Our soft-close stand alone kits allow for retro-fit of new or existing barn doors. Additionally, our Designer kit comes with a soft-close kit in the box, so day 1 your door can stay silent.

Benefits:

- Smooth, quiet track action
- Limits track jumping and end of rail noise
 - Ensure door alignment
- Finish matches kit for a seamless look

Included in Designer Kits. Offered separately for use with Builder and Classic Kits.

SKU #	Product	Size	Finish	Features
N187-082	Soft Close Kit	n/a	Satin Nickel	Discreetly installed on track to open and close quietly
N700-112	Soft Close Kit	n/a	Matte Black	Discreetly installed on track to open and close quietly
N700-005	Designer Kit	72"	Matte Black	200 lbs max door weight with soft-close, 400 lbs without. Premium metal wheel. Soft-close kit included.
N700-006	Designer Kit	72"	Brushed Gold	200 lbs max door weight with soft-close, 400 lbs without. Premium metal wheel. Soft-close kit included.

COMPLETE THE LOOK

new stylish pulls

Unique pull designs to customize and complement your barn door.
Compatible with wood and metal doors.

Charleston™ Pull

This simple traditional style pull look great in many interiors

Madison™ Pull

This pull's cylinder design pairs seamlessly with both traditional and modern aesthetics

Troy™ Pull

This sleek, angled pull is a perfect compliment to many transitional styles

SKU #	Product	Size	Finish
N700-108	Charleston™ Pull	10"	Matte Black
N187-012	Charleston™ Pull	10"	Satin Nickel
N700-109	Charleston™ Pull	10"	Brushed Gold
N700-100	Madison™ Pull	12"	Matte Black
N700-101	Madison™ Pull	12"	Satin Nickel
N700-102	Madison™ Pull	12"	Brushed Gold
N700-103	Troy™ Pull	8"	Matte Black
N700-104	Troy™ Pull	8"	Satin Nickel
N700-105	Troy™ Pull	8"	Brushed Gold

Charleston™ Pull



Madison™ Pull



Troy™ Pull





ENHANCE YOUR DOORS FUNCTIONALITY

accessories

A complete line of accessories to compliment your barn door kit

SKU #	Product	Quantity	Finish	Features
N700-106	Connecting Adaptor	1	Matte Black	Connects multiple flat tracks
N187-003	Connecting Adaptor	1	Satin Nickel	Connects multiple flat tracks
N700-107	Connecting Adaptor	1	Brushed Gold	Connects multiple flat tracks
N187-090	Single Floor Guide	1	Grey	Prevents door from swinging on sides
N187-094	Double Floor Guide	1	Grey	Keeps door on track with two mounting methods
N700-113	Double Floor Guide	1	Brushed Gold	Keeps door on track with two mounting methods All metal material.
N700-114	Double Floor Guide	1	Matte Black	Keeps door on track with two mounting methods All metal material.
N187-082	Soft Close Kit	1	Satin Nickel	Discreetly installed on track to open and close quietly
N700-112	Soft Close Kit	1	Matte Black	Discreetly installed on track to open and close quietly
N700-115	Bypass Bracket	1	Matte Black	Allows doors to bypass each other Compatible with all National Hardware kits
N700-116	Bypass Bracket	1	Brushed Gold	Allows doors to bypass each other Compatible with all National Hardware kits
N187-102	Bypass Bracket	1	Satin Nickel	Allows doors to bypass each other Compatible with National Hardware Classic kits

BARN DOOR CATEGORY

enhancements

packaging

Packaging refreshed to appeal to target consumer in aisle.
Smaller packaging allows for improved merchandising with increased assortment.

Kits: Fully printed box with inspirational imagery for a simple merchandise solution.
More efficient kit packaging allows for easier transport and better space utilization at shelf.

Accessories: Updated imagery and improved call-out for finish and product type.



old package



new look



National Hardware's superior barn door program allows for full customization in various styles, finishes and accessories that complement any home design.

inspiration made easy



National
Hardware™

www.natman.com/barndoor

©2020 National Hardware | 19701 DaVinci, Lake Forest CA 92610

512823_NH 0520