

A bar cart with a shaker, glasses, and tools on a background of reclaimed wood. The background is a wall of horizontal wooden planks with a natural, weathered texture. In the foreground, a copper tray holds a silver shaker with a brown leather sleeve, two glasses, and a silver tool set with wooden handles. The lighting is warm and focused on the objects.

RECLAIMED WOOD ARCHITECTURAL

Undeniably unique. Each piece is carefully handcrafted from the wooden hulls of antique ships retired long ago. Each ship is carefully dismantled, each piece of wood is heat-cured for 60 days before being professionally handcrafted into the undeniable statement piece. Perfect for warm designs that focus on natural, reclaimed materials.



Decommissioned antique wooden ships are pulled from the harbor. Afterward, each piece of wood is carefully removed from the boats by hand.




The reclaimed wood awaits its trip to the factory where it will be sorted and cured for 60 days.



After curing, the pieces are hand cut, finished and assembled into the final wooden mosaic.

Installation & Design Tips

Like any wood product, store material in the same room where it will be installed for 7-10 days prior to installation. To achieve the best installation, we recommend the steps below.



1 Using tools made for carpentry/wood installation (you cannot use a wet saw on this material).




2 Use an adhesive specially formulated for the installation of real wood products. We recommend Taylor MS+ Wood Adhesive.



3 Use a 3/16" V-Notch Trowel and spread the adhesive evenly over the back of each wood piece as well as on the surface in which it will be mounted.



4 Set each piece as you would any other large mosaic.









5 Use small finishing nails as per the diagram above to provide additional support. In dry areas, use 1/2" plywood in place of drywall to make the use of nails easier.



PRODUCT	DESCRIPTION	SIZE	FINISH
620000	Reclaimed Wood Architectural	60x30cm	Wood
620001	Reclaimed Wood Architectural OC	5x30x2.5cm	Wood
620002	Reclaimed Teak Architectural	20x50cm	Wood
620003	Reclaimed Teak Architectural OC	5x30x2.5cm	Wood
620004	Reclaimed Wood Architectural Cap	5x30x3cm	Wood
041661	Taylor MS+ Advance Wood Adhesive	1.8 Gal	Adhesive

RECOMMENDED INSTALLATIONS

FLOOR WALL BACKSPLASH ACCENT SHOWER PAN EXTERIOR