

The background is a dark blue gradient with abstract digital elements. A central glowing sphere is composed of a network of blue and red dots connected by lines, with a bright yellow and orange light emanating from its center. Concentric circles and curved lines in shades of blue and green surround the sphere, creating a sense of depth and motion. The overall aesthetic is futuristic and high-tech.

PRISMalytics DASHBOARD & ACCOUNTING

**RELIABLE DATA FOR COST ALLOCATION AND
PERFORMANCE MONITORING**

Canon





PRISMA

lytics
Dashboard



PRISMA

lytics
Accounting



IMPROVE PRODUCTION WITH FACT-BASED DATA



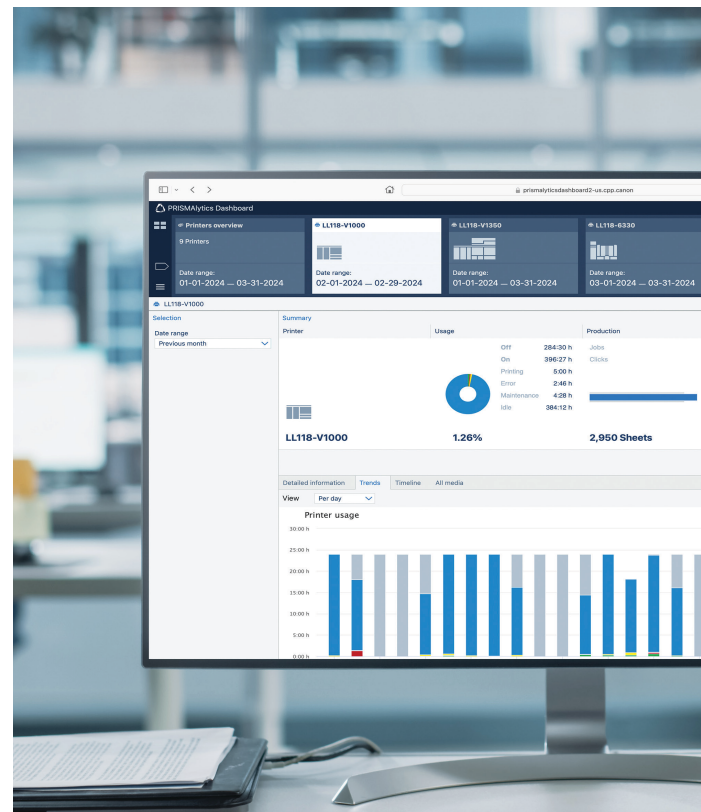
ACCESS VIA
THE CLOUD¹


Data to Drive Your Business

To help reduce costs and optimize productivity, print site managers should know the performance metrics of their presses. PRISMAlytics Dashboard can help enable fact-based decisions for workflow optimization based on actual press data. It can help site managers find ways to reduce turnaround time, waste, and costs, which can lead to better press usage and resource management.²

- **Usage Details:** Provides relevant key performance indicators related to engine operation.
- **Timeline:** Helps pinpoint areas for improvement, which can be turned into actionable data.
- **Trends:** Benchmarks operation over time and against historical performance.

PRISMAlytics Dashboard and Accounting now share a common workspace, making the decision to use one or both based on your business needs. Having a unified workspace for both the Dashboard and Accounting can enhance efficiency and flexibility.





VIEW FLEET PERFORMANCE



MONITOR USAGE DATA


Reliable Data for Cost Allocation and Performance Monitoring

PRISMAlytics Accounting helps production environments to monitor the efficiency of print operations by providing timely and accurate fleet usage and user data of Production and Large Format equipment.³


- **Device Reporting:** Collates collected press data into tabulated usage reports that describe total usage, color usage per device, and plexity per device, to name a few.
- **TDS Reporting:** In the AEC (architecture, engineering, construction) environments, work is mostly project oriented and revenue is generated primarily by delivering technical designs and drawings to (internal) customers. To maximize returns from their TDS systems, customers need to keep track of how these printers are used. Customers want to make sure that costs are allocated to the right users, departments, and projects.
- **PRISMAlytics Accounting:** Keeps track of printing, copying, and scanning, helping customers to turn those costs into chargeable income.
- **Report Generation:** Users can choose reports, schedule times, and build a list of email recipients for automatic distribution.



□ STREAMLINE PRINT REPORTING



The cloud-based PRISMAlytics Dashboard and PRISMAlytics Accounting can offer a comprehensive overview of multiple Canon printers by helping you to analyze print performance and usage through various Key Performance Indicators. With the ability to view data on-screen in intuitive graphs or export the data for deeper analysis, production environments can interpret their operational performance and make necessary adjustments to improve efficiency.



PRISMAlytics Dashboard

As print service providers look to reduce production costs and improve efficiency, the question remains on how to effectively collect and interpret the performance of their production digital presses.

PRISMAlytics Dashboard is a cloud-based service¹ that collects production data directly from compatible PRISMAsync-driven digital presses. It's then transformed into business-critical information displaying usage-, production-, and consumption-related data in an appealing, comprehensive visual and real-time dashboard.



PRISMAlytics Accounting

Timely and accurate business insight on production digital press utilization is an important management resource for print service providers and in-plant print operations. But collecting and organizing this data can be challenging and time-consuming.

PRISMAlytics Accounting¹ retrieves device data directly from numerous production digital presses and large format printers.³ This data is then put into preformatted reports that can be quickly viewed or exported for tracking, cost analysis, billing, charge-backs, and business planning.



canon.us/PRISMA



¹ Requires an account in PRISMA Home.

² Press consumables data for imagePRESS not available for all models;
Check with your Canon Representative for future availability.

³ Review the PRISMA Home Solutions Device Guide for press compatibility.

To see what printers are supported, please view the PRISMA Solutions Guide.

Canon and imagePRESS are registered trademarks of Canon Inc. in the United States and may also be registered trademarks or trademarks in other countries. varioPRINT and PRISMA are registered trademarks of Canon Production Printing Netherlands B.V. All other referenced product names and marks are trademarks of their respective owners. Canon products offer certain security features, yet many variables can impact the security of your devices and data. You may want to test these settings in your environment. Canon does not warrant that use of its features will prevent security issues. All features discussed may not apply to all Series and/or products and may be optional; please check with your Canon Representative for details. Nothing herein should be construed as legal or regulatory advice concerning applicable laws. Canon U.S.A. does not provide legal counsel or regulatory compliance consultancy, including without limitation, Sarbanes-Oxley, HIPAA, GLBA, Check 21, or the USA Patriot Act. Each customer must have its own qualified counsel determine the advisability of a particular solution as it relates to regulatory and statutory compliance. Subscription to a third-party cloud service required. Subject to third-party cloud service provider's Terms and Conditions. Screen images may be simulated. Specifications and availability subject to change without notice. Not responsible for typographical errors.

©2025 Canon U.S.A., Inc. All rights reserved.

07/25-2347-13660