

Mobile Display

VAIO Vision+® 14P VJ5VP141P

Operating Instructions

©2025 VAIO Corporation
Printed in Japan



Please read this instruction manual carefully before using the product.
Please keep this instruction manual properly.

Safety Information and Precautions

- In the following circumstances, have the mobile display checked by qualified personnel before continuing use.
 - Water or a foreign object has entered this product.
 - Smoke is coming out of this product.
 - There is an unusual noise or smell.
 - This product is dropped or the exterior of this product has broken.
- Do not place this product in a location subject to:
 - On an unstable surface
 - In very humid areas or where there is no ventilation
 - Excessive dust
 - Direct sunlight or extreme heat
 - Mechanical vibration or shock
 - Greasy fumes
- If this product is brought directly from a cold to a warm location or is placed in a very damp room, moisture may condense on the inside of this product. If this occurs, this product may not work properly.
- Keep away the cable from children.
- Do not disassemble or alter this product.
- Do not exert excessive force to this product while using it.
- Do not touch this product with wet hands.
- Do not keep your hands on the powered mobile display for an extended period of time to avoid the risk of low-temperature burns.
- Do not insert a sharp object into this product through any opening. The internal components may be damaged, resulting in a fire or shock hazard.

- Use an LPS compatible device for power supply to the mobile display. The VAIO AC adapters, VJ8PD65W1 and VJ8PD65W3, are LPS compatible. To use any other device, make an inquiry to the manufacturer of your device about compatibility.

FCC Information and Precautions

This equipment has been tested and found to comply with the limits for a Class B digital device, pursuant to Part 15 of the FCC Rules. These limits are designed to provide reasonable protection against harmful interference in a residential installation.

This equipment generates, uses, and can radiate radio frequency energy and, if not installed and used in accordance with the instructions, may cause harmful interference to radio communications.

However, there is no guarantee that interference will not occur in a particular installation. If this equipment does cause harmful interference to radio or television reception, which can be determined by turning the equipment off and on, the user is encouraged to try to correct the interference by one or more of the following measures:

- Reorient or relocate the receiving antenna.
 - Increase the separation between the equipment and receiver.
 - Connect the equipment into an outlet on a circuit different from that to which the receiver is connected.
 - Consult the dealer or an experienced radio/TV technician for help.
- Changes or modifications not expressly approved by the party responsible for compliance could void the user's authority to operate the equipment.

NOTE: The manufacturer is not responsible for any radio or TV interference caused by unauthorized modifications to this equipment. Such modifications could void the user's authority to operate the equipment.

Supplier's Declaration of Conformity

Trade Name: VAIO

Model No.: VJ5VP141

Manufacturer: VAIO CORPORATION

Responsible Party: Canon U.S.A. Inc.

Address: One Canon Park, Melville, NY 11747, U.S.A.

Telephone No.: 1-800-OK-CANON (1-800-652-2666)

This device complies with Part 15 of the FCC Rules. Operation is subject to the following two conditions: (1) this device may not cause harmful interference, and (2) this device must accept any interference received, including interference that may cause undesired operation.

Operating Environment Conditions

Operating:

temperature 5 °C to 35 °C (41 °F to 95 °F), humidity 20% to 80% (provided that no condensation is formed and the humidity is 65% or lower at 35 °C (95 °F), i.e., the wet-bulb temperature is 29 °C (84.2 °F) or lower)

Storage:

temperature -20 °C to +60 °C (-4 °F to +140 °F), humidity 10% to 90% (provided that no condensation is formed and the humidity is 20% or lower at 60 °C (140 °F), i.e., the wet-bulb temperature is 35 °C (95 °F) or lower)

Other Precautions

Notes on Information Contained in this Manual

- The information contained in this manual, in whole or in part, may not be reproduced; nor may it be rented.
- Features and specifications are subject to change without notice.
- Please be advised that some information contained in this manual, such as our website address, e-mail address, and telephone number, is subject to change without notice.

Notes on Carrying around

- Be sure to use the supplied cover stand for carrying around the mobile display.

Notes on Use and Storage

- To avoid a malfunction, do not use or leave the mobile display in a location subject to:
 - High temperatures or direct sunlight
 - Substantial vibration or changes in orientation
 - Excessive dust or humidity
 - Strong magnetic fields
- Avoid abrupt changes in temperature. Immediately after bringing the mobile display into a warm location from a cold location or raising the room temperature drastically, do not use the mobile display as condensation might be formed inside the mobile display.
- Avoid ingress of water or foreign matter into the interior of the mobile display to prevent malfunctions. If ingress of water or foreign matter is evident, visit our support website for advice.

Notes on the LCD Screen

The LCD screen is manufactured with high-precision technology. You may, however, find a few dead (dark) and/or stuck (bright) pixels on the LCD screen. (The percentage of those dead and stuck pixels in the total number of pixels in the LCD is less than 0.0006%.) In addition, colors may appear slightly different and depending on your viewing angle, color streaks or dark streaks may appear on the LCD screen. These are phenomena caused by how the LCD screen is produced and structured and do not indicate malfunctions. VAIO Corporation will not accept returned products or provide alternatives with regard to the above matter.

Notes on Cleaning

- Use a soft, dry cloth to wipe off debris, dust, and soil from the mobile display.
- Do not use solvents such as benzene, acetone, alcohol, paint thinner, or commercially available cleaners as these may cause damage to the surface or coating of the mobile display.

Notes on Open Source Software

The mobile display employs open source software.

For detailed information on the employed open source software, visit the website at:

<https://www.usa.canon.com/business/products/VAIO>

Display Disposal and Recycling Information

Disposal of this mobile display may be regulated due to environmental considerations.

For disposal, reuse or recycling information, please visit the website.

<https://www.usa.canon.com/business/products/VAIO>

About the ENERGY STAR® International Program



The following information is applicable to ENERGY STAR qualified/certified products only.

ENERGY STAR logos are attached or electronically displayed on the following locations of ENERGY STAR qualified/certified products.

- The product
- The product packaging

As an ENERGY STAR Partner, VAIO confirmed that this product meets the ENERGY STAR requirements for energy efficiency.

The International ENERGY STAR Office Equipment Program is an international program that promotes energy saving through the use of energy efficient computers and office equipment.

The program supports the development and dissemination of products with functions that effectively reduce energy consumption to contribute to cost savings and reduction of environmental burdens.


For detailed information on the ENERGY STAR Program, visit the following websites:

<https://www.energystar.gov/>

This mobile display is designed in compliance with the ENERGY STAR standards and delivered with the following power saving settings that are applied to the mobile display running on the power from a power source.

- In the event of loss of video input signals, "No Signal" appears on the mobile display and the display automatically goes into Sleep mode within 1 minute.
- While the mobile display is receiving no video input signals, it goes into Sleep mode, once again, within 1 minute in the event that the display is left unused after being brought back from Sleep mode by the action of pressing the brightness control button.

Trademarks

- "VAIO" and  are registered trademarks or trademarks of VAIO Corporation.
- VAIO Vision+ is a registered trademark of VAIO Corporation.
- USB Type-C®, USB-C®, and USB4® are trademarks of USB Implementers Forum.
- DisplayPort™ and the DisplayPort™ logo are trademarks owned by the Video Electronics Standards Association (VESA®) in the United States and other countries.
- All other names of systems, products, and services are trademarks of their respective owners. In the manual, the ™ or ® marks are not specified.

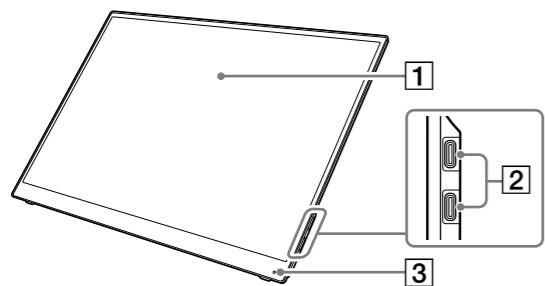
Supplied Items

- USB Type-C® cable
- Cover Stand
- Operating Instructions (this manual)

! Notes

- Keep the shipping box of the mobile display until you make sure that you have all the supplied items. If you find anything missing or damaged, contact our Support experts via the website or your dealer before you dispose of the box.
- The supplied items were tested and found functional solely with the mobile display.

Locating Parts and Controls



- 1 LCD screen
- 2 USB Type-C® ports
These ports support the following standards.
 - DisplayPort™ Alt Mode
 - USB Power Delivery (IN)
 - USB Power Delivery (Pass-through)
- 3 Sleep lamp
 - Lit while the mobile display is in Sleep mode.
 - Unlit while the mobile display is up and running.

! Note

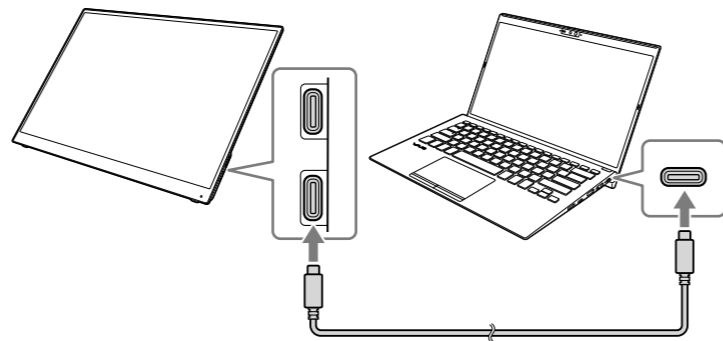
The mobile display surface is vulnerable to damage. Do not push, strike, or rub the surface with any hard object, such as a pencil or a ballpoint pen.



- 4 Brightness control button (+)
- 5 Brightness control button (-)
- 6 Nameplates (certification information/serial number)
Located on the other surface of the prop-up stand.
- 7 Prop-up stand
Open the prop-up stand until it forms an angle suitable for how you use the mobile display.
The maximum angle with respect to the mobile display is approximately 80 degrees.

Connecting with another device

- 1 Plug one end of the supplied USB Type-C® cable into one of the USB Type-C® ports on the mobile display and the other end into a USB Type-C® port on a target device.
You can plug the USB Type-C® cable into either of the two USB Type-C® ports of the mobile display.



! Note

- Be sure to use a device that supports the DisplayPort Alt Mode standard for connection with the mobile display.

Hint

- In order to supply power to a target device from the mobile display, use a commercially available AC adapter that supports the USB Power Delivery standard and is capable of outputting power of 65 W or more.
When connecting the mobile display to a power outlet, plug the power plug of the AC adapter into a power outlet first, and then the other into the USB Type-C® port on the mobile display.

Repair Services

In the event you experience an issue with your VAIO accessory, you can seek information in the following order. If error messages concerning your issue appear on the screen, write them down. You may need this information in case you contact our Support experts.

1 Read this Operating Instructions manual.

When you find your VAIO accessory not working successfully, read this Operating Instructions manual first to find out information that helps you address your issues.

2 Visit our Support Website.

If you can access the Internet with your VAIO computer, visit our support website to find out the latest information that helps you address your concerns or issues.

If you need further assistance to solve your issues, feel free to contact our Support experts via the website.

Support Website

<https://www.usa.canon.com/business/products/VAIO>



If you cannot access the Internet with your VAIO computer, you can visit our support website with your mobilephone or smartphone.

Please understand that there may be some questions that VAIO Corporation may not be able to answer, including those concerning external devices from other companies, OS and apps not provided with your VAIO computer, or problems with your computer usage that are impossible for us to reproduce.

Warranty Statement

Limited Warranty

VAIO Corporation (for U.S. sales) warrants this product against defects in material or workmanship for the original owner and any subsequent end user owner(s) ("You" or "Your") for the time periods and as set forth below. Pursuant to this Limited Warranty, VAIO will, at its option, (i) repair the product using new or refurbished parts or (ii) replace the product with a new or refurbished product. For purposes of this Limited Warranty, "refurbished" means a product or part that has been returned to its original specifications. **In the event of a defect, these are your exclusive remedies.** VAIO does not warrant that the operation of the product will be uninterrupted or error-free.

Term: The term of this Limited Warranty is one year from the original date of purchase of the product. This warranty may be transferred to a subsequent owner during the warranty period. However, such a transfer shall not extend the warranty period beyond the original warranty period of one year from the original date of purchase. A copy of the dated receipt or bill of sale from the original end user purchase is required to determine coverage. Online auction confirmations are not accepted for warranty verification.

Product Coverage: This Limited Warranty covers only the hardware components packaged with the product. This Limited Warranty does not cover any software or other included content; any such software or content is provided "AS IS" unless expressly provided for in any enclosed software Limited Warranty. Please refer to the End User License Agreements included with the product for your rights and obligations with respect to the software. When a product or part is exchanged, the original item becomes VAIO's property. Any replacement product provided under this limited warranty may, at VAIO's option, vary in the color and / or cosmetic design from the original product and may not include any original engraving or similar customization / personalization.

Instructions: You must obtain warranty service from VAIO or a service center specifically authorized by VAIO. VAIO will not reimburse You for service performed by others. Dated, documented proof of the original purchase is required. In the United States, You must contact VAIO or an authorized servicer via the website for problem determination and service procedures prior to returning any product for warranty service.

VAIO specifically does not represent that it will be able to repair any product under this warranty or make a product exchange without risk to or loss of programs or data. The contents of Your product will be deleted and the hard drive and/or storage media reformatted in the course of warranty service. Your product will be returned to You configured as originally purchased, subject to applicable updates. It is Your responsibility to back up the contents of Your hardware before services are performed and remove any data from parts or products returned to VAIO, including any data You have stored or software You have installed on the hard drive including but not limited to, software, pictures, documents, videos, games and music files. VAIO is not responsible for any loss of Your data under any circumstances. All storage media, discs and removable parts (Media) must be removed from Product before return to VAIO for repair. VAIO cannot guarantee the return of any Media nor whether data on Media will be intact after repair. Recovery and reinstallation of software programs and user data are not covered under this Limited Warranty. If You purchased an extended service plan, please refer to the service plan for the

coverage, duration and terms of service. Extended service plans are not governed by this Limited Warranty.

Repair / Replacement Warranty: This Limited Warranty shall apply to any repair, replacement part or replacement product for the remainder of the original Limited Warranty period or for ninety (90) days, whichever is longer.

Limitations: This Limited Warranty only covers product issues caused by defects in material or workmanship during originally use; it does not cover product issues caused by any other reason, including but not limited to, product issues due to acts of God or nature, misuse, power surge, accidental damage, abuse, limitations of technology, cosmetic damage, contact with liquid, water, rain, extreme humidity or heavy perspiration, sand, dirt or the like, extreme heat or food or foreign material, use of parts or supplies (other than those sold by VAIO) that cause damage to the Product or cause abnormally frequent service calls or problems, damage caused by servicing not authorized by VAIO, damage caused by computer or internet viruses, bugs, worms, Trojan Horses, malfunctions due to peripherals/accessories, or modification of or to any part of the VAIO product. VAIO is not responsible for damage arising from failure to follow the owner's manual and safety instructions relating to the product's use or caused by operating the product outside the permitted or intended uses described by VAIO.

This Limited Warranty does not cover consumables (such as fuses or disposable batteries) or VAIO products sold "AS IS" or "WITH ALL FAULTS". VAIO will not replace missing components from any package purchased "Open Box", "AS IS" or through an online auction. This Limited Warranty is invalid if the factory-applied serial number has been altered or removed from the product. This Limited Warranty is valid only on products purchased and located in the United States of America (excluding territories), United States military facilities. If more than one year warranty: A rechargeable battery can be charged and discharged hundreds of times. However, it will eventually wear out - this is not a defect. VAIO recommends that You use only batteries and chargers approved by VAIO.

LIMITATION ON DAMAGES: VAIO SHALL NOT BE LIABLE FOR ANY INCIDENTAL OR CONSEQUENTIAL DAMAGES FOR BREACH OF ANY EXPRESS OR IMPLIED WARRANTY OR CONDITION ON THIS PRODUCT NOR SHALL RECOVERY OF ANY KIND AGAINST VAIO BE GREATER THAN THE PURCHASE PRICE OF THE PRODUCT.

DURATION OF IMPLIED WARRANTIES: EXCEPT TO THE EXTENT PROHIBITED BY APPLICABLE LAW, ANY IMPLIED WARRANTY OR CONDITION OF MERCHANTABILITY OR FITNESS FOR A PARTICULAR PURPOSE ON THIS PRODUCT IS LIMITED IN DURATION TO THE DURATION OF THIS WARRANTY. WITH RESPECT TO COMMERCIAL PURCHASERS, ALL IMPLIED WARRANTIES, INCLUDING THE IMPLIED WARRANTIES OF MERCHANTABILITY AND FITNESS FOR A PARTICULAR PURPOSE, ARE EXCLUDED AND DISCLAIMED. Some states or provinces do not allow the exclusion or limitation of incidental or consequential damages, or allow limitations on how long an implied warranty lasts, so the above limitations or exclusions may not apply to You. This Limited Warranty gives You specific legal rights and You may also have other rights which vary from state to state or province to province. This is the entire warranty between VAIO and You and no VAIO reseller or agent is authorized to make any modification, extension or addition to this warranty.