



# EMBRACE MICROSOFT'S MODERN PRINT PLATFORM WITH CANON PRINT ASSISTANT



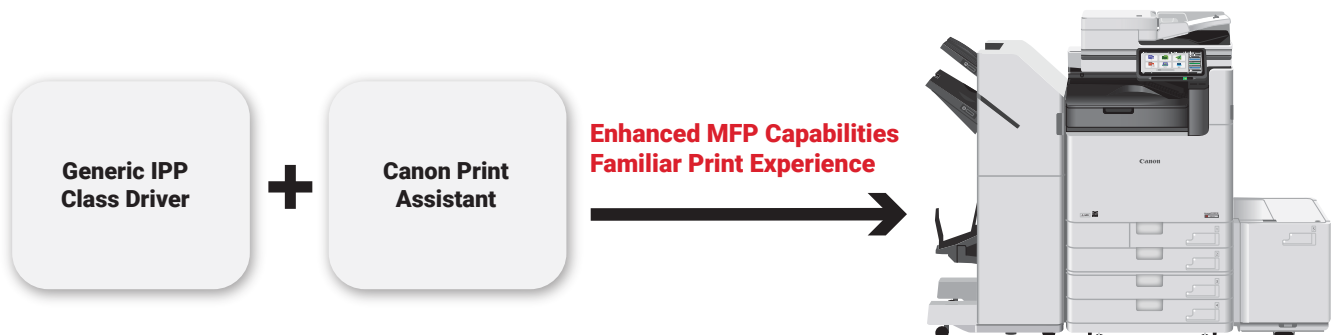
Print as we know it is evolving, moving in the direction of print without the need for print drivers. At the forefront of this shift is Microsoft's Modern Print Platform,<sup>1</sup> which evolves from traditional driver-based printing to a driver-free model using Internet Printing Protocol (IPP) Class drivers.<sup>2</sup> This new platform, according to Microsoft, removes the necessity for traditional printer drivers, providing a straightforward, secure, and reliable printing experience. However, IPP Class drivers can only offer generic settings. For a more intuitive, feature-packed print experience, users may need to adopt a Print Support Application (PSA) for a more seamless transition to this new way of printing.

## Introducing Canon Print Assistant

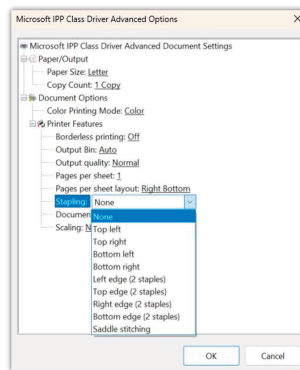
To support this driver-free model, Canon has developed Canon Print Assistant, a free PSA that was designed to enhance print capabilities and extend a familiar user experience beyond what the IPP Class Driver provides alone.<sup>3</sup>

### Key Benefits:

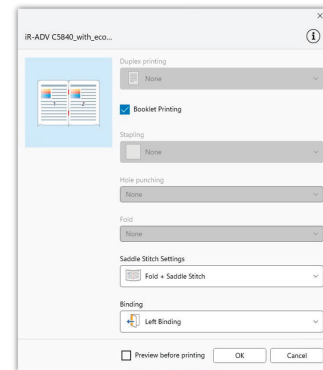
- **Feature-rich Experience:** Canon Print Assistant provides more settings to choose from by leveraging MFP setting recognition, compared to when using the IPP Class Driver alone.
- **User-friendly Experience:** The addition of Canon Print Assistant provides a more convenient and user-intuitive experience compared to with IPP alone. A significant benefit is the ability to see the document preview prior to printing.
- **Comprehensive Compatibility:** Compatible with Windows 11 ver. 22H2 or later device architecture, including ARM.
- **Simple Installation:** Installed automatically as a free download when adding a compatible printer in Windows 11.<sup>4</sup>



Canon Print Assistant provides more settings to choose from by leveraging MFP setting recognition, compared to the IPP Class Driver alone. See example on the right.



IPP Class Driver: Default Staple Settings



IPP Class Driver + Canon Print Assistant: Default Staple Settings

Category	Feature	Canon Printer Driver	CPA + IPP Class Driver	IPP Class Driver
Basic Settings	Output Size	✓	✓	✓
	Orientation	✓	✓	✓
	Page Layout (N on 1)	✓	✓	✓
	Setting Preview	✓	✓	—
Finishing	Staple (Corner/Double/Saddle)	✓	✓	✓
	Print Data 180 Rotation	✓	✓	—
	Staple Free Stapling	✓	—	—
Others	Secure Print Feature <sup>5</sup>	✓	—	—
	Watermark	✓	—	—

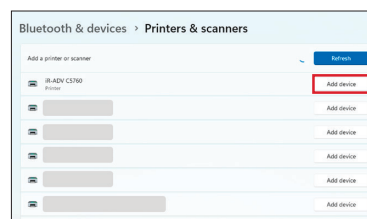
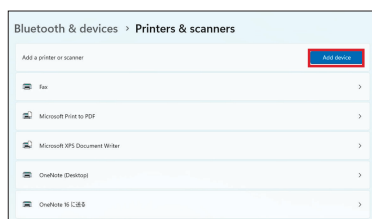
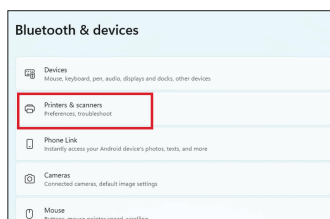
\*Only showing some major features.

## How Can I Acquire Canon Print Assistant?

Canon Print Assistant will be installed automatically as a free download when adding a printer via the IPP class driver.

### Steps for Install:

- Using an OS standard driver, select the [Add Device] button from Settings.
- A print queue will be generated via the OS standard driver.
- The Windows OS will detect and automatically install the targeted Canon Print Assistant application on the device.



<sup>1</sup> This document is for information purposes only and should not be relied upon holistically. You should use this information to create a general overview of Microsoft's Modern Print Platform and encourage further research to confirm preliminary findings. This document should not be used as a citation source.

<sup>2</sup> Microsoft, Windows, and Mopria are either registered trademarks or trademarks of their respective owners in the United States and/or other countries.

<sup>3</sup> Canon Print Assistant is compatible with all imageRUNNER ADVANCE Gen III 3rd Edition, imageRUNNER ADVANCE DX, imagePRESS Lite C165, C170, C265 and C270, imageFORCE C7165, C5100 and 6100 series, as well as select imageCLASS models.

<sup>4</sup> Windows 11 ver. 22H2 or later required.

<sup>5</sup> Canon products offer certain security features, yet many variables can impact the security of your devices and data. Canon does not warrant that use of its features will prevent security issues. Nothing herein should be construed as legal or regulatory advice concerning applicable laws; customers must have their own qualified counsel determine the feasibility of a solution as it relates to regulatory and statutory compliance. Some security features may impact functionality/performance; you may want to test these settings in your environment.

Source: Microsoft Support. (2025). Modern print platform. Retrieved from <https://support.microsoft.com/en-us/windows/modern-print-platform-4f59fa38-3419-41c7-a6a7-8ca4e21f70bc>



[usa.canon.com/business](https://usa.canon.com/business)