

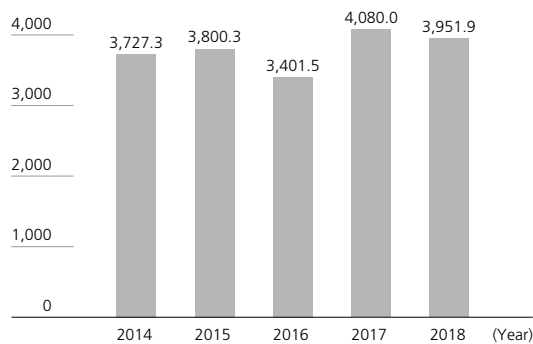
# Financial and Non-financial Highlights

## Financial Information

Canon strives constantly to maintain a sound financial position, which is the basis of its activities as a responsible member of society.

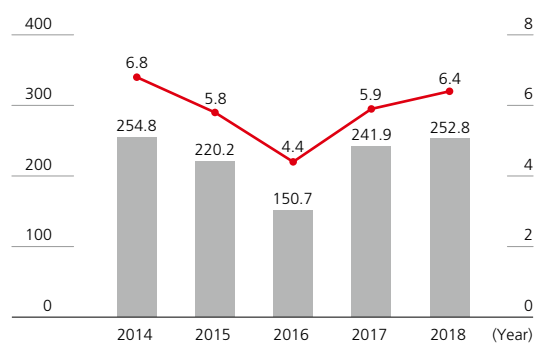
### Net Sales

(Billions of yen)



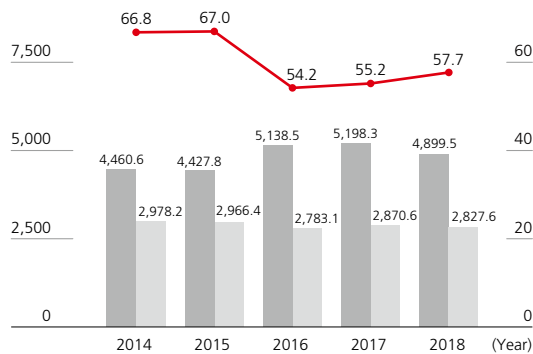
### Net Income Attributable to Canon Inc./ Net Income Attributable to Canon Inc. Ratio

■ Net income attributable to Canon Inc.  
● Net income attributable to Canon Inc. Ratio  
(Billions of yen) (%)



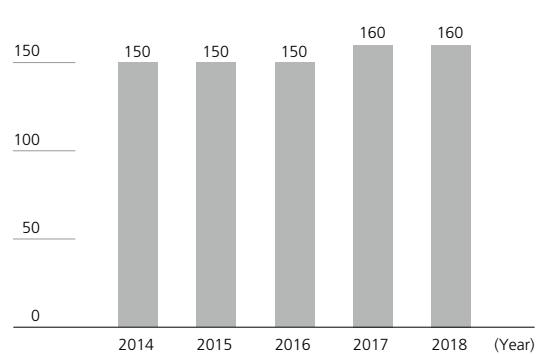
### Total Assets/Shareholders' Equity/ Shareholders' Equity to Total Assets Ratio

■ Total assets ■ Shareholders' equity (Canon Inc.)  
● Shareholders' equity to total assets ratio  
(Billions of yen) (%)



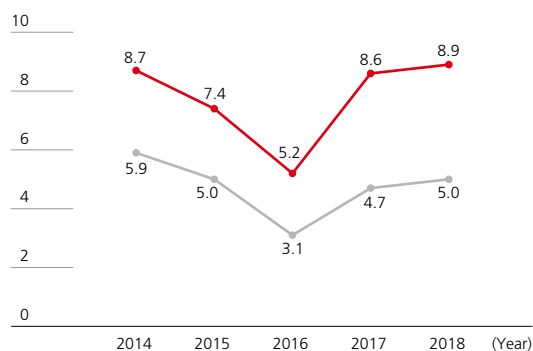
### Dividend per Share

(Yen)



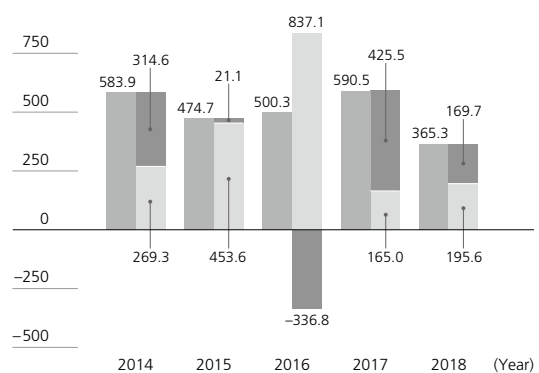
### ROA/ROE

● ROA ● ROE  
(%)



### Cash Flow

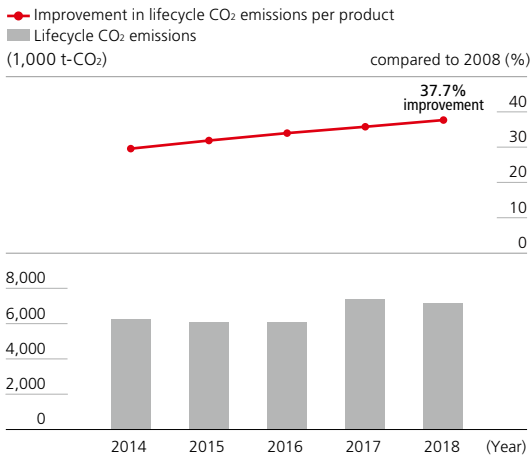
■ Net cash provided by operating activities  
■ Net cash used in investing activities ■ Free cash flow  
(Billions of yen)



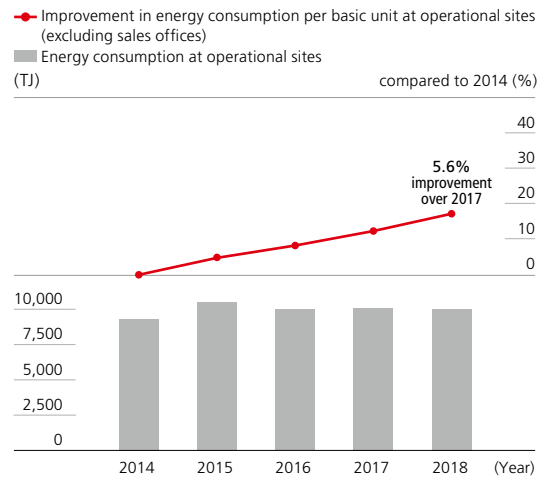
# Non-financial Information

Together with our stakeholders around the world, the Canon Group strives to realize a sustainable society.

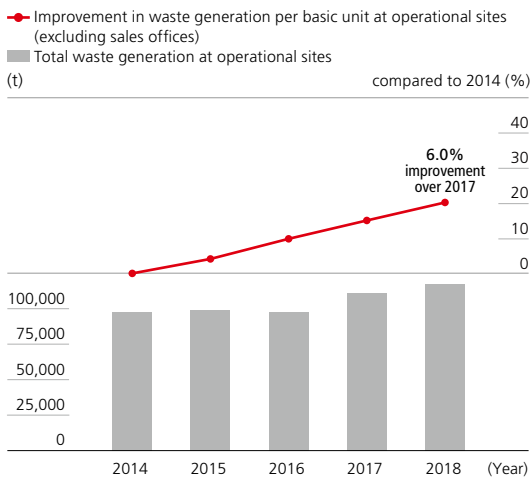
## Lifecycle CO<sub>2</sub> Emissions/Improvement in Basic Unit



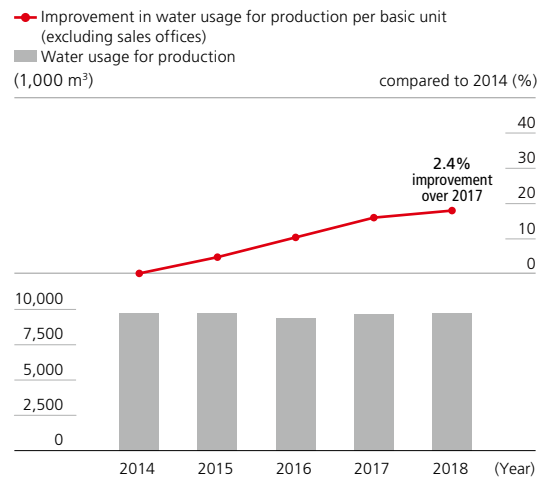
## Site Energy Consumption/Improvement in Basic Unit



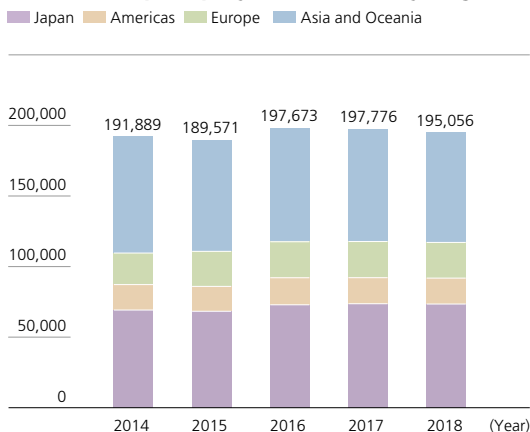
## Total Waste Generation/Improvement in Basic Unit



## Water Usage/Improvement in Basic Unit



## Canon Group Employee Numbers by Region



## Top Ten U.S. Patent Holders by Company

	2014	2015	2016	2017	2018
1	IBM	IBM	IBM	IBM	IBM
2	Samsung Electronics	Samsung Electronics	Samsung Electronics	Samsung Electronics	Samsung Electronics
3	Canon	Canon	Canon	Canon	Canon
4	Sony	Qualcomm	Qualcomm	Intel	Intel
5	Microsoft	Google	Google	LG Electronics	LG Electronics
6	Qualcomm	Toshiba	Intel	Qualcomm	TSMC
7	Google	Sony	LG Electronics	Google	Microsoft Technology Licensing
8	Toshiba	LG Electronics	Microsoft Technology Licensing	Microsoft Technology Licensing	Qualcomm
9	LG Electronics	Intel	TSMC	TSMC	Apple
10	Panasonic	Microsoft Technology Licensing	Sony	Samsung Display	Ford Global Technologies

\* Number of patents for 2016 to 2018 are based on figures released by IFCLAIMS Patent Services.  
 \* Figures for 2014 and 2015 are based on information issued by the United States Patent and Trademark Office.