

Canon

imageCLASS

B&W LASER PRINTERS



LBP246dw

Wireless B&W Laser Printer



Wi-Fi Printer

PRINTS UP TO 42 PAGES PER MINUTE (Letter Size)



LBP247dw

Wireless B&W Laser Printer



Wi-Fi Printer

PRINTS UP TO 42 PAGES PER MINUTE (Letter Size)

These small office, wireless² black & white laser printers produce exceptional quality outputs at fast speeds of up to **42 pages per minute**³, with your first print in your hands in less than **4.9 seconds**⁴.

imageCLASS
LBP246dw

imageCLASS
LBP247dw


Print Speeds	Up to 42 pages per minute	
Functions	Print	
Connectivity	Wi-Fi ² , USB	WiFi ² , USB, USB Flash Drive
Auto 2-Sided Print Capability	Yes	
High Capacity Paper Trays	250 Sheet Cassette (Plain paper, Letter or Legal Size), 100 Sheet Multipurpose Tray (Plain paper, Letter or Legal Size), and Optional 550 Sheet Cassette (Plain Paper, Letter size) Sold Separately.	
Black Toner Cartridge Options	Standard Cartridge 070 (up to 3,000 pages), High Volume Cartridge 070 H (up to 10,200 pages)	
Control Panel	5-Line LCD Panel	Customizable 5-Inch Touchscreen LCD Panel
Printer Size (closed) (WxLxH)	15.7" x 14.7" x 9.8"	17.2" x 14.7" x 12.3"

Everything you need in a B&W laser printer; usability, reliability and efficiency.




Fast Print Speed^{3,4}

Print up to 42 pages-per-minute with your first print out in approximately 4.9 seconds (Letter Size).




Mobile Connectivity⁵

Print on-the-go with Canon PRINT Business, Apple® AirPrint® and Mopria™ Print Service.



Auto 2-Sided Print

Automatically prints on both sides of a sheet without flipping and reinserting the paper.



Adjustable, Multi-Line LCD Screen

Easily navigate all the features through adjustable 5-inch Touchscreen LCD (LBP247dw) or 5-Line LCD screen (LBP246dw).



Application Library & Cloud Connectivity

Easily access the features you use the most with Application Library (LBP247dw only). Application Library's Cloud App feature also supports cloud storage directly from an external webpage. Print documents directly from DropBox, Google Drive, or OneDrive.⁶



Large Paper Capacity Tray Options

These printers can hold letter/legal size paper up to 250 sheets in built-in paper cassette, 100 sheets in multipurpose tray, and 550 sheets (letter size paper) in optional paper tray (sold separately).



High Volume Printing

Print up to 3,000 pages with replacement Toner 070 or up to 10,200 pages with High Capacity Toner 070 H.



USB Flash Drive Port

Print files directly from USB Flash Drives (LBP247dw only) after attaching to port.



Support and Service

Canon U.S.A. takes pride in delivering complete customer satisfaction. Canon's friendly and knowledgeable Customer Service Team provides expert assistance for every level of experience, offering the support, peace of mind, and value your business deserves. These printers come with a one-year limited warranty.¹



Main Unit

Core Functions (Standard)

LBP246dw: Print
LBP247dw: Print

Item Code

LBP246dw: 5952C005
LBP247dw: 5952C004

Processor

Canon Custom Processor

Control Panel

LBP246dw: 5-Line LCD
LBP247dw: 5-Inch Touchscreen LCD

Memory

1GB

Standard Interface Connection

USB 2.0 High-Speed, 100Base-TX/10Base-T(IEEE 802.3 compliant), Wi-Fi (IEEE 802.11b/g/n)²

Paper Capacity (Letter, 20 lb. Bond)

Standard: 250 sheets Paper Cassette
100 sheets Multipurpose Tray

Paper Output Capacity (Letter, 20 lb. Bond)

Standard: 150 sheets

Supported Media Types

Cassettes: Thin, Plain, Recycled, Thick, Bond
Multipurpose Tray: Thin, Plain, Recycled, Thick, Bond, Label, Envelope

Supported Media Sizes

Cassettes: Letter, Legal, Statement, Executive Custom (Min. 4.1" x 5.8" to Max. 8.5" x 14")
Multipurpose Tray: Letter, Legal, Statement, Executive Envelope: COM10, Monarch, C5, DL Custom (Min. 3" x 5" to Max. 8.5" x 14")

Supported Media Weights

Cassettes: 16 lb. Bond to 32 lb. Bond (60 to 120 g/m²)
Multipurpose Tray: 16 lb. Bond to 43 lb. Bond (60 to 163 g/m²)

Warm-up Time

14 sec or less

Dimensions (W x D x H)

LBP246dw: 15.7" x 14.7" x 9.8"
LBP247dw: 17.2" x 14.7" x 12.3"

Box Dimensions (W x D x H)

20.5" x 18.8" x 14.6"

Weight⁸

LBP246dw: Unit 19.2 lb., Box 28.7 lb.
LBP247dw: Unit 20.1 lb., Box 28.7 lb.

Operating System

Windows[®]10 / Windows[®]11 / Windows[®]Server2012 / Windows[®]Server2012 R2 / Windows[®]Server2016 / Windows[®]Server2019 / Windows[®]Server2022
macOS[®] 10.13 (or later)

Print Specifications

Printing Method

Laser Beam Printing

Print Speed³

Up to 42 ppm (Letter)

First-Print-Out Time⁴

Approx. 4.9 Seconds

Recommended Monthly Page Volume

750 to 4,000 Pages

Duty Cycle

Up to 80,000

Print Resolution (dpi)

Up to 1200 dpi x 1200 dpi

Standard Page Description Languages

UFR II, PS, PCL

Double-Sided Printing

Automatic (Standard)

Direct Print

Yes (USB)

Printing (LBP247dw only) from Mobile and Cloud-based Services^{5,6}

Apple[®] AirPrint,[®] Canon PRINT Business, Mopria[™] Print Service (Cloud-based services only for the LBP247dw)

Security Specifications

Authentication

Department ID

Network

TLS1.3, IPsec support, IEEE 802.1X authentication, SNMPv3, IP Address Filtering, Configure ON/OFF settings for network application functions, Job Log Conceal Function, Restricted access to the printer's storage media, Verify System at Startup

Document

SecurePrint

Wi-Fi[®] Authentication Methods

Wi-Fi Infrastructure Mode: 128(104)/64(40)bit WEP
WPA-PSK(TKIP/AES-CCMP)
WPA2-PSK(TKIP/AES-CCMP)
WPA-EAP(AES-CCMP)
WPA2-EAP(AES-CCMP)
Wi-Fi Access Point: WPA2-PSK(AES-CCMP)

Environmental Specifications

Operating Environment

Temperature: 50 to 86 °F
Humidity: 20 to 80% RH (no condensation)

Power Requirements

AC 120-127 V 60 Hz 6.0A

Power Consumption

Maximum: Approx. 1180 W
Standby: Approx. 6 W
Sleep Mode: Approx. 0.9 W
Typical Electricity Consumption (TEC) Rating: 0.32 kWh

Standards

ENERGY STAR[®] Certified, EPEAT[®] Silver

What's in the Box (LBP246dw):

- LBP246dw Printer
- Starter Cartridge 070 Black Standard, Approx. 1,500 Page Yield
- Power Cord
- User Software DVD-ROM
- Documentation

What's in the Box (LBP247dw):

- LBP247dw Printer
- Cartridge 070 Black Standard, Approx. 3,000 Page Yield
- Power Cord
- User Software DVD-ROM
- Documentation



LBP247dw shown



LBP246dw shown



OPTIONAL CASSETTE-AHI
Item: 0732A033
(Holds up to 550 sheets)
Sold Separately

Extended Service Plans Available For Purchase

If service is required, you may receive a replacement model via exchange.⁷ In this case, you'll be instructed to return the malfunctioning unit to Canon in the replacement packaging, which also includes a prepaid shipping label. Or you may choose to carry your existing equipment to a local Authorized service facility for repair.

Extended Service Plans Available For Purchase

LBP246dw/LBP247dw

Canon extended service plans extend standard one-year limited warranty¹ support to cover an additional one or two years.

LBP246dw/LBP247dw: One-year Limited Warranty

One-Year: 5707B042

Two-Year: 5707B043


Three-Year: 5707B044

Four-Year: 5707B045

GENUINE CONSUMABLES

Always look for the Canon anti-counterfeiting hologram on your Canon GENUINE product packaging.

- Cartridge 070[▲]
 (Item No.: 5639C001)
 Yields 3,000 Pages
- Cartridge 070 H
 (Item No.: 5640C001)
 Yields 10,200 Pages



Use of Canon GENUINE toner cartridges helps provide long equipment life, high yields, reliable performance, high-quality output, and minimal jamming.

*LBP247dw = Standard Cartridge 070 Black (3,000-page Yield) included in box.
 LBP246dw = Starter Cartridge 070 Black (1,500-page Yield) included in box.*

¹ Warranty program is subject to certain conditions and restrictions. See warranty card for details.

² Wireless printing requires a working network with wireless 802.11b/g or 802.11n capability. Wireless performance may vary based on terrain and distance between the printer and wireless network clients.

³ Print speed is based on internal testing. Print speed may vary, depending on the number of copies selected as well as the settings for size, type, and orientation of paper.

⁴ Print and/or copy speed is based on internal testing. Print and/or copy speed may vary depending on the number of copies selected, as well as the settings for size, type, and orientation of paper, and whether two-sided is selected. In addition, first-print speeds may vary based on warm-up time and other restrictions.

⁵ Canon PRINT Business is a free app available on the App Store[®] and Google Play[™] Store. For more information, including compatibility, please visit <https://www.usa.canon.com/mobile-app>. Please see the respective websites for Apple AirPrint and Mopria Print Service for compatibility and additional information.

⁶ Subscription to a third-party cloud service is required and subject to third party terms and conditions.

⁷ Replacement model may be new or refurbished quality.

⁸ Includes consumable(s).

⁹ For the latest EPEAT Tier Levels, please visit: <http://www.epeat.net>.



usa.canon.com



Canon, imageCLASS, and the GENUINE logo are registered trademarks of Canon Inc. in the United States and may also be registered trademarks or trademarks in other countries. As an ENERGY STAR partner, Canon U.S.A., Inc. has certified these models as meeting the ENERGY STAR energy efficiency criteria through an EPA recognized certification body. ENERGY STAR and the ENERGY STAR mark are registered U.S. marks. Wi-Fi is a registered trademark of the Wi-Fi Alliance. Google Drive and Google Play are trademarks of Google LLC. Apple, AirPrint and macOS are trademarks of Apple Inc., registered in the U.S. and other countries and regions. App Store is a service mark of Apple Inc. Mopria is a trademark of the Mopria Alliance, Inc. OneDrive, Windows and Windows Server are trademarks or registered trademarks of the Microsoft Group of companies in the United States and other countries. All other referenced product names and marks are trademarks of their respective owners. Canon products offer certain security features, yet many variables can impact the security of your devices and data. Canon does not warrant that use of these features will prevent security issues. Nothing herein should be construed as legal or regulatory advice concerning applicable laws; customers must have their own qualified counsel determine the feasibility of a solution as it relates to regulatory and statutory compliance. **Specifications and availability subject to change without notice. Not responsible for typographical errors.**